



# Examination Results 2018 – 2019

Summary Report to Parents/Carers and Governors

October 2019

Dear Parents and Carers,

We are extremely pleased to say that Tapton has recorded another set of outstanding A level and GCSE results. Given the extra demand of the new qualifications we are pleased to announce that at GCSE:-

- 67% of all students achieved grades 5 and above in both English and Mathematics, with 77% achieving 4 and above in both subjects.
- 32% of our students achieved 5 or more grades 7 – 9. We have ten students who gained 9 or more of these including two who achieved the 'clean sweep' of straight grade 9's.
- Early indications show that students at Tapton achieve GCSE's which are on average +0.5 grades higher than those achieved nationally.
- 8 students to Oxford and Cambridge.
- 10 students to medical school.
- 2 students to dentistry.
- 24% of all students achieving A, A, B including the most challenging facilitator subjects – opening the way to scholarships and entry into the most competitive universities in the UK and internationally.

This has confirmed that our commitment to a broad curriculum enables students to access courses as varied as Business and Languages, Music, Fashion and Interior Design. This in addition to the strong backbone of more traditional routes into Science, History, English, Engineering and Mathematics is truly impressive.

At a time of significant financial challenge, our commitment to the offer of four subjects in Year 12 has given students choice and opportunity. Alongside 66% A\*B, Tapton students have achieved a 99% pass rate.

Well done to everyone in our outgoing Y11 and Y13. Thank you for all your hard work, dedication and for the resilience you have demonstrated throughout the year. We also say a big thank you to our parents and carers for their amazing support.

Yours sincerely



Kathryn Rhodes  
Headteacher

## Year 11 (2018/2019) Results

Whole Cohort

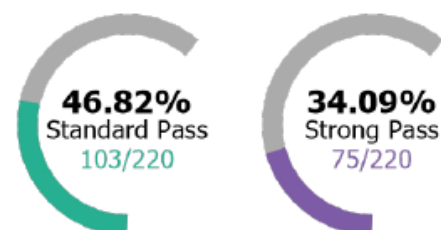
### Pupils

220 Pupils 105 Boys 115 Girls

### Baccalaureate

141

141 Pupils Entered - 64.09%



### Baccalaureate Subjects

	Eng	Ma	Sci	Hums	Lang
<b>Entries</b>	216	217	216	209	148
	98%	99%	98%	95%	67%
<b>Standard</b>	189	175	161	156	118
	86%	80%	73%	71%	54%
<b>Strong</b>	170	154	128	139	101
	77%	70%	58%	63%	46%

### Summary

5.14    0.12    0.58    0.47

APS    Sci VA    Hums VA    Lang VA

### English

Entries	9 to 7	9 to 5	9 to 4	
217	107	170	189	
<b>Pupils</b>	98.64%	48.64%	77.27%	85.91%
<b>Entries</b>	-	49.31%	78.34%	87.10%

### Maths

Entries	9 to 7	9 to 5	9 to 4	
217	88	154	175	
<b>Pupils</b>	98.64%	40.00%	70.00%	79.55%
<b>Entries</b>	-	40.55%	70.97%	80.65%

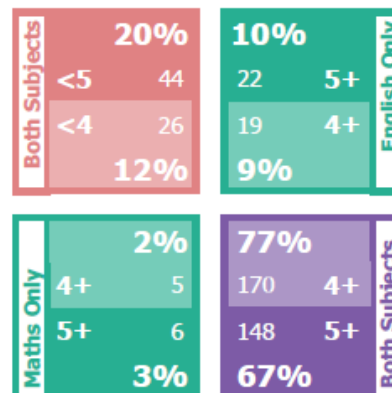
### Science

	Pupils	Entries
<b>1 Science</b>	218	99.09%
Grade 4+	169	76.82%
<b>2 Sciences</b>	218	99.09%
Grade 4+	161	73.18%
<b>3 Sciences</b>	188	85.45%
Grade 4+	143	65.00%
<b>Bio/Chem/Phys</b>	188	85.45%
Grade 4+	142	64.55%

### MFL

	Pupils	Entries
<b>1 MFL Entry</b>	148	67.27%
Grade 4+	118	53.64%
<b>2 MFL Entries</b>	11	5.00%
Grade 4+	10	4.55%

### English & Maths Threshold

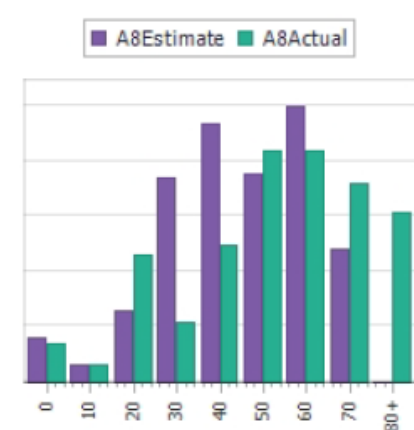


216 Pupils Entered - 98.18%

### Entries

<b>9 to 8 - inc A**s</b>	(20.58%)
447	
<b>9 to 7 - inc A*-A</b>	(34.76%)
755	
<b>9 to 5 - inc A*-B</b>	(67.22%)
1460	
<b>9 to 5 - inc A*-C</b>	(68.37%)
1485	
<b>9 to 4 - inc A*-C</b>	(79.42%)
1725	
<b>Total</b>	<b>Average</b>
2172.00	9.87

### Progress 8



	A8	P8
English	12.15	+0.68
Maths	11.12	+0.5
EBac	16.35	+0.46
Other	16.99	+0.51

**Overall** 56.61 +0.53

**Filled Slots** 212 96.36%

### Performance

	Pupils	Percent
<b>5 A* to C</b>	176	80.00%
Inc EnMa (4+):	168	76.36%
Inc EnMa (5+):	148	67.27%
<b>5 Grade 5+</b>	156	70.91%
Inc EnMa:	145	65.91%

## Key Stage 4 Subject Grade Breakdown

9-1 GCSE Subjects			7 or Above		5 or Above		4 or Above		Grades											
Subject Name	Entries	APS	#	%	#	%	#	%	9	8	7	6	5	4	3	2	1	F	U	X
Arabic (9-1)	16	5.25	8	50	10	62.5	11	68.75	5	3		1	1	1					5	
Art (9-1)	37	5.08	9	24.32	20	54.05	26	70.27	1	5	3	7	4	6	10	1				
Biology (9-1)	189	5.66	62	32.8	134	70.9	160	84.66	23	18	21	41	31	26	14	11	3		1	
Chemistry (9-1)	188	5.34	57	30.32	117	62.23	146	77.66	19	18	20	39	21	29	23	9	7		3	
Chinese (Mandarin)	1	9	1	100	1	100	1	100	1											
Computer Science (9-1)	17	6.65	9	52.94	17	100	17	100	1	5	3	3	5							
DT Food (9-1)	44	6.59	24	54.55	36	81.82	40	90.91	11	7	6	7	5	4	2	2				
DT GCSE (9-1)	26	5.19	7	26.92	19	73.08	21	80.77	1	1	5	5	7	2	2	1	2			
Economics (9-1)	46	4.85	10	21.74	26	56.52	34	73.91	2	3	5	9	7	8	6	2	3		1	1
English Lang (9-1)	216	5.61	76	35.19	154	71.3	179	82.87	15	23	38	43	35	25	23	11	2		1	1
English Lit (9-1)	216	5.88	90	41.67	166	76.85	186	86.11	18	28	44	48	28	20	16	8	5		1	1
French (9-1)	67	5.27	20	29.85	42	62.69	52	77.61	7	2	11	9	13	10	9	5	1			
Geography (9-1)	142	5.44	53	37.32	96	67.61	106	74.65	17	16	20	26	17	10	14	10	8		4	
German (9-1)	27	6.3	12	44.44	25	92.59	26	96.3	2	6	4	4	9	1	1					
History (9-1)	93	5.8	43	46.24	65	69.89	75	80.65	14	15	14	13	9	10	7	4	3		4	1
Maths (9-1)	217	5.64	88	40.55	154	70.97	175	80.65	20	32	36	31	35	21	19	12	9		2	
Music (9-1)	19	6.74	11	57.89	17	89.47	17	89.47	5	2	4	3	3		2					
PE (9-1)	48	5.63	15	31.25	34	70.83	39	81.25	3	7	5	11	8	5	8	1				
Physics (9-1)	189	5.48	60	31.75	128	67.72	158	83.6	18	15	27	26	42	30	19	10	1		1	
Religious Studies (9-1)	210	5.14	66	31.43	130	61.9	151	71.9	16	23	27	32	32	21	23	24	9		3	1
Spanish (9-1)	49	5.16	12	24.49	30	61.22	38	77.55	2	5	5	7	11	8	9	2				
									201	234	298	365	323	237	207	113	53	0	26	5

9-1 GCSE Double Award Subjects			7 or Above		5 or Above		4 or Above		Grades								
Subject Name	Entries	APS	#	%	#	%	#	%	5-5	5-4	4-4	4-3	3-3	3-2	2-2	2-1	1-1
Science - Dual (9-1)	28	2.04	0	0	1	3.57	4	14.29	1	1	2	2	4		6	3	4
									1	1	2	2	4	0	6	3	4

A*-G GCSE Subjects			A* to A		A* to B		A* to C		Grades										
Subject Name	Entries	APS	#	%	#	%	#	%	A*D	A*	A	B	C	D	E	F	G	U	X
Arabic - Legacy	5	7.1	4	80	4	80	4	80		3	1			1					
ASTRONOMY - Legacy	13	3.42	1	7.69	3	23.08	7	53.85		1		2	4	1	1	2	1	1	
Chinese - Legacy	1	8.5	1	100	1	100	1	100		1									
Further Mathematics	33	6.41	17	51.52	27	81.82	33	100		9	8	10	6						
German - Legacy	1	8.5	1	100	1	100	1	100		1									
Italian	2	8.5	2	100	2	100	2	100		2									
									0	17	9	12	10	2	1	2	1	1	0

Vocational Subjects			7 or Above		5 or Above		4 or Above		Grades									
Subject Name	Entries	APS	#	%	#	%	#	%	D*2	D2	M2	P2	P1	X	U	D1	M1	
DT Catering (Voc Award)	51	5.23	19	37.25	31	60.78	42	82.35	11	8	12	11	4	1	5			
Engineering Technical (1/2 Level)	7	3.68	1	14.29	1	14.29	4	57.14	1			3	3					
Health & Social Care (Tech Award)	22	4.14	2	9.09	6	27.27	17	77.27		2	4	11			1	3	1	
									12	10	16	25	7	2	11	3	1	

## A Level Results 2019

Subject Name	Entries	A*	A	B	C	D
Arabic	3		1	1		1
Art & Design	13	2	1	3	3	2
Biology	61	5	15	19	13	7
Business	20	1	1	8	8	1
Chemistry	63	6	23	16	11	4
Chinese	1		1			
Computer Science	3		2		1	
Design & Tech: Engineering	1				1	
D&T: Product Des (Tex)	3			3		
Design & Tech: Product Design	2			2		
Drama And Theatre	5			2	3	
Economics	26	1	7	9	5	4
English Lang And Lit	6				5	1
English Language	12		4	5	3	
English Literature	24	4	3	8	7	2
Film Studies	11	1	1	8	1	
French	6	2	4			
Further Mathematics	11	5	5		1	
Geography	32		4	13	10	4
Government & Politics	30		8	8	10	3
History	33	1	8	9	9	6
Mathematics	58	17	20	6	7	5
Music	7	2	2	1	2	
Physical Education	8	1	1	2	1	1
Physics	26	5	12	6	1	2
Psychology	51	6	12	17	10	4
Religious Studies	6		1	4	1	
Russian	1		1			
Sociology	39		9	16	10	4
Spanish	4	1	1	1	1	
<b>Total</b>	<b>566</b>	<b>60</b>	<b>147</b>	<b>167</b>	<b>124</b>	<b>51</b>
<b>Cumulative Percentage</b>		<b>10.6%</b>	<b>36.6%</b>	<b>66.1%</b>	<b>88.0%</b>	<b>97.0%</b>

## AS Level Results 2019

Subject Name	Entries	A*	A	B	C	D
Art	16		3	7	2	2
Biology	61		19	8	13	11
Business	15			2	3	
Chemistry	55		15	12	13	7
Computer Science	11			2	2	5
D & T: Design Engineering	9		1	3	1	2
D & T: Fashion And Textiles	6		2	2	1	
D & T: Product Design	11				2	2
Economics	19		5	2	5	3
English Language	13		2	3	5	3
English Lit	29		7	6	12	3
Film Studies	7		2	3	2	
French	5		3		1	1
Further Mathematics	19		9	4	4	2
Geography	32		8	9	4	4
German	5		3		1	1
History	48		11	14	11	9
Mathematics	80		32	18	11	8
Music	4		1	2		1
Persian	1					
Physical Education	4			1	1	
Physics	33		11	7	7	4
Politics	28		8	3	8	5
Psychology	64		8	16	14	12
Religious Studies	6			1	3	
Sociology	61		11	9	7	15
Spanish	7		4	2		
<b>Total</b>	<b>649</b>	<b>0</b>	<b>165</b>	<b>136</b>	<b>133</b>	<b>100</b>
<b>Cumulative Percentage</b>		<b>0.0%</b>	<b>25.4%</b>	<b>46.4%</b>	<b>66.9%</b>	<b>82.3%</b>

## A\* to E pass rates, by subject, for pupils taking 1 or more A levels

Subject	2019	2018	2017	2016
Arabic	3/3 (100%)	3/3 (100%)	1/1 (100%)	2/2 (100%)
Art & Design	13/13 (100%)	15/15 (100%)	16/16 (100%)	19/19 (100%)
Biology	60/61 (98%)	55/55 (100%)	54/54 (100%)	60/61 (98.3)
Business Studies	20/20 (100%)	18/18 (100%)	17/17 (100%)	4/4 (100%)
Chemistry	62/63 (98%)	65/65 (100%)	55/55 (100%)	49/49 (100%)
Computing	3/3 (100%)	-	-	3/3 (100%)
D&T Product Design	2/2 (100%)	11/11 (100%)	12/12 (100%)	2/2 (100%)
D&T Systems	1/1 (100%)	-	-	2/2 (100%)
D&T Textiles	3/3 (100%)	8/8 (100%)	7/7 (100%)	6/6 (100%)
Economics	26/26 (100%)	10/10 (100%)	19/19 (100%)	9/9 (100%)
English Language	12/12 (100%)	14/14 (100%)	20/20 (100%)	21/21 (100%)
English Literature	24/24 (100%)	23/23 (100%)	33/33 (100%)	49/49 (100%)
English Joint	6/6 (100%)	3/3 (100%)	8/8 (100%)	10/10 (100%)
Film Studies	11/11 (100%)	6/6 (100%)	5/5 (100%)	10/10 (100%)
French	6/6 (100%)	5/5 (100%)	8/8 (100%)	16/16 (100%)
Further Maths	11/11 (100%)	12/12 (100%)	10/10 (100%)	14/14 (100%)
Geography	32/32 (100%)	18/18 (100%)	41/41 (100%)	28/28 (100%)
German	-	3/3 (100%)	4/4 (100%)	9/9 (100%)
Govt. & Politics	30/30 (100%)	14/14 (100%)	15/15 (100%)	20/20 (100%)
History	33/33 (100%)	41/41 (100%)	38/38 (100%)	45/45 (100%)
Home Economics (Food)	-	4/4 (100%)	-	-
Japanese	-	2/2 (100%)	-	-
Mathematics	58/58 (99%)	70/71 (99%)	75/75 (100%)	66/66 (100%)
Music	7/7 (100%)	5/5 (100%)	5/5 (100%)	1/1 (100%)
Persian	-	1/1 (100%)	-	1/1 (100%)
Physics	26/26 (100%)	29/29 (100%)	30/31 (97%)	35/35 (100%)
Psychology	51/51 (100%)	43/43 (100%)	67/67 (100%)	63/63 (100%)
Religious Studies	6/6 (100%)	6/6 (100%)	10/10 (100%)	8/8 (100%)
Russian	1/1 (100%)	1/1 (100%)	-	2/2 (100%)
Sociology	39/39 (100%)	26/26 (100%)	42/43 (98%)	40/40 (100%)
Spanish	4/4 (100%)	12/12 (100%)	13/13 (100%)	11/11 (100%)
Sport Studies	6/8 (100%)	4/4 (100%)	6/6 (100%)	5/5 (100%)
Theatre Studies	5/5 (100%)	2/2 (100%)	5/5 (100%)	6/6 (100%)
<b>TOTALS</b>	589/593 (99.3%)	529/530 (100%)	625/628 (99.5%)	615/617 (99.6%)
<b>Passes per pupil</b>	3.04	3.02	2.94	3.01

Grades of pass	(Cumulative Percentages from left to right)						
	A*	A	B	C	D	E	U
2019	10.2	35.2	65.6	87.9	97.1	99.3	100
2018	17.2	43.4	71.0	91.9	98.5	99.8	100
2017	8.9	31.1	62.1	85.7	96	99.5	100
2016	14.3	38.4	67.4	87.5	96.8	99.8	100
2015	11.3	31.4	61.1	82.5	93.0	98.3	100

## Summary of A level Examination Results Year on Year Performance

	2013	2014	2015	2016	2017	2018	2019
<b><u>A level at age 16, 17, 18*</u></b>							
<b>Total A to E passes</b>	592	572	591	616	625	529	589
<b>Number of A to E passes per student</b>	2.87	3.03	2.85	3.01	2.94	3.02	3.04
<b>Total subject entry</b>	595	581	601	617	628	530	593
<b>Number of students</b>	206	189	207	205	212	175	194
<b>Percentage pass rate A-E</b>	99.5	98.5	98.3	99.8	99.5	99.8	99.3
<b>Percentage of passes at B+</b>	67	70.2	62	67.4	62.1	71	66
<b>Average points score</b>	766	735	747	135.1*	134.7	138.5	120.9

\* New performance points measure for 2016 (in 2019 average Tapton grade B-)

A-level Performance Points  
from 2016

A*	60
A	50
B	40
C	30
D	20
E	10